

'World of Ardex'



December 2011

Issue 7
Australia and New Zealand Edition



Photograph of Gold Coast University Hospital Compliments of Todd Durrer.

The team at Ardex like to hear from our customers - write to us with questions about our products or tell us about your experiences using Ardex - simply mail your questions and stories with your name and telephone details to the marketing department at the Australian or New Zealand Head Office and we will send you a \$100 gift card when your question/story is published.

Articles this issue...



Projects

- RACV Royal Pines Golf Resort.
- 'Queenscliff' Manly Ferry.
- Gold Coast University Hospital.
- Royal Childrens Hospital.
- Memory of the North Para River.

Products

- AF 152 Sheet Vinyl Adhesive.
- DG 5 Grout and Wall Tile Adhesive.
- X 78 Tile Adhesive.
- Green Roof Systems.

Other News...

- Ardex joins Facebook.
- Your Questions Answered.
- Sam's Tile & Light Centre.
- Beaumont Tiles, Fyshwick.



www.ardex.com

Seasons Greetings

Many of you will agree that 2011 has flown. The Team at Ardex are looking forward to a well earned break - enjoying the holiday season with families and friends in Australia and overseas.

Next year promises to be another busy year for Ardex Australia with the introduction of new products, training and trade events. The team at Ardex look forward to speaking with you in 2012 and wish you all a safe and happy festive season, success and good health for 2012.

Ardex moves with the times - we have now joined the world of Social Media.

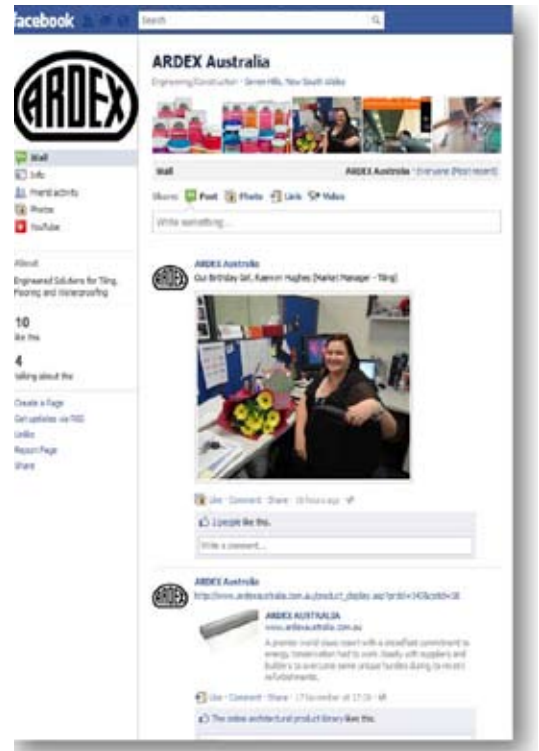


Recently Ardex Australia joined Facebook - our existing Youtube Channel will be complimented with a Facebook presence where you will be able to read about our products, in addition to projects that Ardex is involved in. We aim to include different videos, photos and case studies, plus the Ardex Team would also like to use Facebook as an additional channel to hear from our customers.

In addition, there will also be a prize draw for our group members.

So join us and 'Like our Facebook Page'.

www.facebook.com/ArdexAU



ARDEX AF 152 Sheet Vinyl Adhesive.

ARDEX AF 152 was recently used for the interior of this luxury vessel. Lonseal Lonwood, a premium marine grade vinyl which imitates teak was secured with ARDEX AF 152.

ARDEX AF 152 snapshot:

- Heat weld same day.
- Allows all traffic immediately.
- Faster installation.
- Applies 60% less adhesive.
- Environmentally friendly.
- Non-toxic.
- Water based.
- No troweling.
- Non-flammable.



YOUR QUESTIONS ANSWERED.

Can I tile directly over timber floorboards?

Answer:

No. You would need to secure Fibre Cement sheets (min 6mm) over the floor before tiling with ARDEX X 56 or ARDEX 2 Part Isoflex.

Can I tile over particleboard or plywood sheet floors?

Answer:

Yes. Depending on the tile size and how the boards are fixed to reduce the amount of flex in the floor. The particleboard or plywood sheet floor must be sanded and then ARDEX Optima mixed 2:1 (not 3:1 as is the normal mix) is applied to the sheets in a thick slurry coat with a sponge roller as a primer. It is then left to dry for 24 hours. You will then be able to tile over the Optima primer coat with ARDEX X 56 (min 2mm bed), ARDEX Isoflex (min 5mm bed) or ARDEX Optima (min 2mm bed).



A Technical Bulletin for this application is available. Please contact Technical Services on 1800 224 070 for a copy.

Calls in sustainable Waterproofing option.

A premier world-class resort with a steadfast commitment to energy conservation had to work closely with suppliers and builders to overcome some unique hurdles during its recent refurbishments.

The RACV Royal Pines Golf Resort on the Gold Coast undertook an extensive upgrade in which the 27 hole golfing resort was elevated to world class standard.

Key points of consideration during the design and build process were the area's Zone B grading (second highest wind zone in Australia); a commitment to minimising ongoing energy usage; a need to continue operation of the resort throughout the refurbishment process.

The roof of the main 21 storey tower building required a new roofing membrane as the existing membrane – bitumen sheet over-coated with a liquid acrylic membrane – was exhibiting early signs of failure with blistering and some cracking appearing.

Specifications required a new membrane that could be installed over the existing membrane – to negate the need for removal of the existing membrane (a process that would present an element of risk to guests and employees of the resort). The membrane would also have to be able to withstand high wind speeds, consistent with its Zone B grading, while contributing to the ongoing reduction in energy consumption.

Ardex Australia devised a system whereby the ARDEX TPO (Thermoplastic Polyolefin) membrane would be installed using a mechanical fixing technique that would exceed the standards required for the possible high wind uplift pressures of the area.

Key aspects to the specification of the ARDEX TPO membrane were its solar reflectance of a significant 79 per cent – a factor that would reduce the heat absorbed by the building, which is in a sub tropical location, and therefore reduce the energy required to cool the building.

Other factors making the Ardex membrane the superior option were its extended service life, its ease of installation over the existing membrane and its exceptional sustainability properties.

The ARDEX TPO membrane was used to cover a roof area of 600 square metres and has a projected lifespan of over 20 years.

All aspects of the ARDEX TPO membrane installation complied with the extremely high environmental sustainability standards set by the owners of the development.

Environmentally the TPO waterproofing membrane has some definite advantages – its chlorine-free, non-halogenated and plasticizer-free formulation, in combination with the hot-air welded seaming method, produce no emissions harmful to the environment. The membrane can also be easily recycled and has a lower manufacturing footprint than comparable systems.

For more information on the ARDEX TPO system please contact Ardex Technical Services on 1800 224 070 or email techinfo@ardexaustralia.com.

Pictured below: RACV Royal Pines Golf Resort.



ARDEX DG 5 - ONE PRODUCT, NO MIXING, NO FUSS.

ARDEX DG 5 is both a premixed coloured flexible grout and wall tile adhesive that is versatile and conveniently ready to use.

ARDEX DG 5 is polymer fortified with increased flexibility and can be used on joints from 1mm to 5mm. Excellent colour and mix consistency with no cements, so it will not contribute to efflorescence. Easy to apply and clean off, this handy product is perfect for smaller jobs, repair work, mosaics and tiling feature work. ARDEX DG 5 is a low VOC product, UV stable and contains Grout Shield for superior protection against mould, dirt and water.



ARDEX DG5

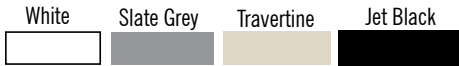
PREMIXED COLOURED FLEXIBLE GROUT & WALL TILE ADHESIVE



Engineered solutions for tiling, flooring and waterproofing projects




GLUE GROUT REPAIR



LOW VOC

Available NOW in a 4kg tub in four colours.



ARDEX X 78 - 33% MORE BONUS BAG.

Microtec Flexible Floor Tile Adhesive.

ARDEX X 78 is a unique floor tile adhesive that is perfect for large format tiling. The creamy pourable consistency makes it easier to trowel, ensures solid bedding and tile coverage without the need to butter the tile back reducing lipping and resulting in a perfect floor. An easier and more efficient floor to lay, a better tiling job as the result and a more secure tiling system with Microtec Fibre Reinforced Technology.

Insist on an adhesive that is easier to use, gives better results and ensures a more secure tiling system.



Ian Forster (pictured above right), Managing Director of Ardex Australia and New Zealand recently presented Sam and Vita Vitelli of Sam's Tile & Light Centre at Leeton, NSW with a Certificate of Commitment for being a dedicated and loyal customer to Ardex Australia for 30 Years. The staff at Sam's Tile & Light Centre, the NSW Ardex Sales Team and Ian Forster all enjoyed a delicious dinner to celebrate this momentous occasion.

Pictured above from left: Sam & Vita Vitelli, Ian Forster. Pictured right: Beaumont Tiles Fyshwick, Bernadette & Gary Jones, NSW/ACT Franchisee of the Year.

BEAUMONT TILES FYSHWICK (ACT) STORE were announced winners of the Franchise Council of Australia Award for NSW/ACT Franchisee of the Year.

This award recognises excellence in business management and franchise citizenship for franchisee owner operators and assesses a number of areas including business planning and performance, team leadership, marketing, customer contact and community contribution.

CONGRATULATIONS
Beaumont Tiles Fyshwick from the team at Ardex Australia.



SYDNEY ICON GETS A FACELIFT.

The Manly ferry 'Queenscliff' spent time in drydock at Sydney's Garden Island recently for a well deserved facelift. The 'Queenscliff' is part of a fleet of ferries that transport Sydney commuters and tourists across the harbour between Sydney's Circular Quay and Manly.

Along with major mechanical and structural refurbishment, the 'Queenscliff' was given an interior work over that included removal of seating, floor coverings and the complete removal of layers of delaminated levelling compounds. The steel decks were thoroughly cleaned and primed with an epoxy primer then levelled to a pre determined height with ARDEX K 15. The ferry's floor coverings and seats were then reinstated.

Project Managers, 'Favcote' had very precise time frames to work within and very high standards of workmanship and product performance were expected. Sydney based flooring contractors Concrete Artisans were awarded the contract to level the interior decks with ARDEX K 15. Other Ardex products used were P 82 primer, E 25 tensile enhancer and Ardex aggregate.

Fred Coad and Jason Korn from Concrete Artisans are highly skilled in preparing steel and aluminium surfaces, then applying cementitious levellers that are ready to accept various floor coverings.



*Pictured above:
Manly ferry 'Queenscliff' in drydock.*



*Pictured left:
Ferry floor prior to facelift.*

*Pictured far left and below:
ARDEX K 15 levelling the 'Queenscliff' decks.*

The decks were slightly convex in shape which added another dimension to the expertise required in shaping the decks ready to accept floor coverings. The Ardex System used to apply K 15 to steel and aluminium surfaces is well proven and has stood the test of time. We are proud to be associated with this major refurbishment and look forward to seeing the 'Queenscliff' on Sydney Harbour for many years to come.



ARDEX K 15 is an extremely versatile, rapid drying, self levelling smoothing compound suitable for a wide range of substrates. ARDEX K 15 can receive most floor coverings in 16 to 18 hours including linoleum, vinyl, carpet, ceramic tiles and quarry tiles. Timber (parquetry and floating) can be installed after 48 hours.

GOLD COAST UNIVERSITY HOSPITAL, QUEENSLAND.

The new Gold Coast University Hospital (pictured front page and below) is the largest public health infrastructure project currently underway in Australia.

Bovis Lend Lease is working in partnership with Queensland Health as the Stage One Managing Contractor on the new A\$1.76 billion hospital. The 750 overnight-bed tertiary level hospital will provide a greater range of specialised care to patients, including new and expanded services such as cancer radiotherapy services, neurosciences, neonatal intensive care, trauma response services and cardiac surgery.

Ardex products have been used extensively throughout the Gold Coast University Hospital with over 100,000 square metres of ARDEX K 12 being used in the vinyl areas.

Courtney Dunn from Master Floor Preparers in Queensland confirmed that they were also using ARDEX WPM 300 moisture barrier due to moisture being retained in the substrates across the entire project.



Pictured below: Master Floor Preparers and Ardex Australia at the Gold Coast University Hospital Site.

Photography: Courtesy of Todd Durrer.

Courtney Dunn said that 'Ardex products gives me peace of mind when undertaking large projects' and that 'Ardex offers premium products that my staff like working with'.



WORLD-CLASS PAEDIATRIC HOSPITAL IN MELBOURNE, VICTORIA.

The new world-class, billion dollar paediatric hospital under construction in Melbourne by Bovis Lend Lease is being built to meet the current and future health care needs of children and young people.

It is being built on the existing hospital site which was originally built in 1963; however the new hospital will combine new facilities, innovative models of care, leading edge research and education to provide the best health care and environment for patients, families and staff. The new hospital will be able to treat 35,000 extra patients a year and there will be more single rooms for the children.

Ardex Australia are pleased to be involved in the construction of this state-of-the-art hospital and to date we have supplied the following products:

Ardex Product	Area (sqm)	Used For:
P 51	58,650	Wards, Hallways and Ensuite Wet Areas
Feather Finish	58,650	Wards, Hallways and Ensuite Wet Areas
Third Party Adhesive (manufactured by Ardex)	58,650	Wards, Hallways and Ensuite Wet Areas
K 12	55,200	Wards and Hallways
Arditex NA	3,450	Ensuite Wet Areas
Deckweb	3,450	Ensuite Wet Areas
WPM 002	3,450	Ensuite Wet Areas
Neutral Cure Silicon	3,450	Ensuite Wet Areas
DPF 026	3,450	Ensuite Wet Areas

Our products were installed by two contractors specialising in Ardex - Omni Flooring and Floor 92 in Victoria. Both contractors commenced work at the hospital early 2010 with work still underway.

Ardex was successful in winning this project by offering a full product system from substrate to surface.

The Royal Children's Hospital will be Australia's first five-star green hospital with a 45 per cent reduction in greenhouse gases and 20 per cent reduction in water demands. It will feature attractions from the Melbourne Zoo, Scienceworks, a cinema and aquarium.



MEMORIES OF THE NORTH PARA RIVER, SOUTH AUSTRALIA.

School children from the Barossa met with local seniors who told memories of adventures along the local North Para River. Each of the children were then asked to choose one of the stories and interpret it into a drawing.



Pictured above: One of the 900mm x 1800mm Mosaic Table Tops.

The drawings were then given to a community group (South Australian Community Project – Gomersal Road) for the mosaicists to choose a picture to work on which would then be included into a full layout depicting the North Para River. Considerable effort went into selecting and planning the placement of motifs and matching the glass colours.

The mosaic team spent weekends working on the individual mosaics, that then went into the final design. The final picture was then split into two, transported and adhered to two tables at the Gomersal Road Rest Area.

The Gomersal Road Rest Area is located in the Barossa and therefore has a lot of visitors stopping and using the facility. The mosaics had to be able to withstand the elements of weather as well as having people using them each day. The need to use an epoxy grout was imperative for the overall maintenance of the mosaics.

ARDEX was asked for their advice, especially with epoxy grouting. As none of the mosaic team had any experience with epoxy grout and they had been advised by another manufacturer to use a 3 part epoxy and were worried about having to install the epoxy grout and possibly ruining the mosaics and their hard work. Robert Cameron from Ardex Australia showed the team how to use the ARDEX WA Epoxy Grout. The mosaic team were impressed with how easy the ARDEX WA Grout was to use and clean.

Kristin Wohlers from Barossa Mosaics who organized the community group was extremely happy with the outcome from using the ARDEX WA Grout and for ARDEX giving their time and product for this community project.

ARDEX GREEN ROOF SYSTEMS - NEW ZEALAND

Light Weight Environmental Living Roof Solutions.

Thirty years ago, green roof systems were pioneered in New Zealand with a Butynol living roof completed on Takaro Lodge in Fiordland. A green roof is a roof first and foremost, and Ardex has been a market leader in membrane roofing since the early seventies. Ardex has decades of experience in manufacturing and installing membrane roofs.

Buildings that blend with, instead of disrupting the natural landscape are seen in communities around the world and are being specified now more than ever before.

Living roofs achieve a natural synergy with the environment, creating a new functionality particularly for buildings in developed urban areas. Low slope roofs with Ardex membranes provide the perfect substrate for a 100% waterproof living roof.

Why choose an Ardex Green Roof System?

- Roofing Experts – Ardex have been in the roofing industry for over 40 years.
- Green Roof Expertise – Green Roof systems were pioneered with Butynol thirty years ago.
- Various options – Loose laid, mechanically fixed or ballasted.
- Fast installation – single ply systems, can be loose laid.
- Cost Effective – compared with a bitumen roof system.
- Light Weight Roof – Costs reduced to lower load requirements of roof.
- Specialist Systems – Applicators require specific training in Ardex Green Roof Systems.
- Green Star Building – VOC compliant for Green Star Building.
- Non-Carcinogenic – Compared to a bitumen system...what's green about a roof that contains carcinogens?



Pictured above: Ardex Green Roof System.

TWO LAYER TORCH ON BITUMEN MEMBRANE = 8.7kg / square metre

VERSUS

ARDEX Butynol = 1.2kg / square metre

ARDEX TPO = 1.6kg / square metre



Ardex Technical Services

Ardex is committed to providing the highest level of technical support – from product training to customised system recommendations. Ardex have a dedicated team of technical experts based at our head office in Seven Hills to help you at any stage with:

- System recommendations
- Problem investigation

If you need help with anything out of the ordinary, if we don't already have the answer Technical Services will investigate it for you.

The team can be contacted on:

New Zealand
Toll Free: 08002ARDEX
0800 227 339
Email: techinfo@butynol.co.nz

Australia
Phone: 1800 224 070
Fax: (02) 9838 7817
Email: techinfo@ardexaustralia.com

Ardex Data Sheets

Ardex Data Sheets provide users with invaluable information for correct installation and mixing procedures for each product.

If you would like any Technical Datasheets, they can be found on our website at www.ardexaustralia.com or alternatively emailed or mailed to you – please contact Lyn Cridland on (Aust) 02 9851 9166 or email: lyn.cridland@ardexaustralia.com

Training and Professional Development

Please call your local Ardex office for information on upcoming Waterproofing, Tiling and Flooring workshops.

Sales Office Contacts

Your local sales office can help with any requests for Technical Data Sheets, in addition to stock questions, Material Safety Datasheets and pricing.

NEW ZEALAND
Christchurch – Head Office
32 Lane Street, Woolston.
Ph: (03) 373 6900
Email: techinfo@butynol.co.nz

Auckland
12 Fairfax Avenue, Penrose.
Ph: (09) 580 0005

Wellington
16 Fitzherbert Street, Pentone.
Ph: (04) 568 5949

AUSTRALIA
New South Wales/ACT – Head Office
20 Powers Road,
Seven Hills, NSW, 2147.
Ph: (02) 9851 9100
Email orders:
nswsales@ardexaustralia.com

Victoria/Tasmania
27 Dennis Street,
Campbellfield, VIC, 3061.
Ph: (03) 8339 3100
Email orders:
vicsales@ardexaustralia.com

Queensland
30 Kenworth Place,
Brendale, QLD, 4500.
Ph: (07) 3817 6000
Email orders:
qldsales@ardexaustralia.com

Western Australia
69 Vulcan Road,
Canning Vale, WA, 6155.
Ph: (08) 9256 8600
Email orders:
walesales@ardexaustralia.com

South Australia
13 Toogood Avenue,
Beverly, SA, 5009.
Ph: (08) 8406 2500
Email orders:
[sasales@ardexaustralia.com](mailto:sales@ardexaustralia.com)

Privacy Statement

Ardex aims to provide its customers with premium products and services. To achieve this, we aim to make efficient use of the personal information we collect or hold.

In doing so, we also want our customers to have complete confidence that any information collected or held will not be mistreated. Ardex is committed to ensuring all personal information held will remain confidential and have established a Privacy Policy which recognises this. The Privacy Policy can be found on the Ardex Australia website or alternatively phone (02) 9851 9166 and a copy will be mailed to you.

Further to this, Ardex will handle all personal information in accordance with the Privacy Policy Act 1988, National Privacy Principles.

If you do not want to receive further editions of the 'World of Ardex' please complete your name and address details below and return it to the Marketing Department, Ardex Australia, Reply Paid 796, Seven Hills, NSW, 2147 (no postage stamp required if posted in Australia).

Name: _____

Address: _____

State: _____ Postcode: _____

Phone: () _____

Mobile: _____

Email: _____



Pictured above: The Ardex Sydney manufacturing plant. Ardex Australia have manufacturing plants in Sydney, Melbourne, Brisbane, Perth and Adelaide.